

2009 Model Year



Das Auto.

# The Passat Saloon and Passat Estate for Ireland

Volkswagen. You're onto a good thing.  
[www.volkswagen.ie](http://www.volkswagen.ie)  
At your Volkswagen dealer:

All rights reserved. April 2009.

# The Passat Saloon and Passat Estate for Ireland



# Contents.

---

**06 Design.**

**10 Interior.**

**12 The Entry level.**

**14 The Comfortline.**

**16 The Sportline.**

**18 The Highline.**

**20 The BlueMotion.**

**26 Engines.**

**30 Safety.**

**34 Optional equipment.**

**36 Wheels.**

**40 Paint.**

**42 Upholstery.**

**44 Combinations.**

**48 Standard equipment.**

**52 Technical specification.**

**59 Volkswagen service.**



**Heart-stopping.**

---



Model shown is Passat Estate Comfortline with optional 17" 'Le Mans' alloy wheels, privacy glass and metallic paint.

# Design.



As soon as you set eyes on the Passat, size and space will take on a new meaning. Combining the practicalities of an estate with the elegance of a saloon, this exceptional car delivers power and charisma more successfully than ever before. From the very first glance, the Passat makes a definitive statement, its wide track width and low-set front end producing a striking appearance, giving a hint of the driving pleasure to come. The gleaming chrome-plated radiator grille surround, a real design highlight, reinforces the story. The rounded in-set headlights add an extra touch of style, echoed through its flowing aerodynamic curves and rear light cluster incorporating LED technology. This is a car designed to command attention and get results.

Inside, the promise of the exterior is realised, with innovative design delivering new levels of functionality. Nowhere is this more apparent than in the boot space. On Saloon models with the rear seats folded you have 1011\* litres of stowage capacity which is increased to an impressive 1641\* litres on Estate models.

As with any estate, flexibility and versatility are paramount, and here the Passat excels, with a number of different options providing a wealth of practical solutions. For example, the Passat Estate offers the optional cargo management system allows you to organise the load area with maximum efficiency, using an adjustable securing rail and retractable load securing strap to create areas of varying sizes and stow items safely and securely. So, whether you're looking to transport luggage, snowboards or simply some shopping, you'll find enough space and sufficient fixing solutions to meet all your stowage requirements.

**01. Stylish:** the elegant design of the Passat Highline with optional Bi-Xenon headlights and parking sensors.



**02 and 03. Harmonious:** The rear lights using LED technology for clearer, brighter light. Add to that the confident shape of the C pillar and the curved breakaway edge of the rear, gives the Passat Saloon real body definition.

**04. Impressive:** An aerodynamic rear tailgate spoiler and striking rear light clusters emphasise the character of the Passat Estate's exterior.

**05. Reassuring:** Great attention was given to the smallest detail, resulting in such special touches as the elegantly shaped body-coloured door handles and door mirrors with integrated LED indicators and the minimal gaps between panels.

**06. Flexible:** the rear seat and backrest of the Passat Estate can be folded asymmetrically, extending the loading space to a length of up to 1,960 mm.

**07. Versatile:** the optional cargo management system features an adjustable securing rail and retractable load securing strap to divide the luggage compartment laterally or diagonally, fastening items securely on both sides.



\* Measurement according to ISO 3832 using 200 x 100 x 50 mm blocks, with rear bench folded down and loading to roof (including 90 litres in the stowage space of the spare wheel recess with the Tyre Mobility Set).

Sheer pleasure.



Model shown is Passat Saloon Highline with optional 17" 'Monte Carlo' alloy wheels and metallic paint.

# Interior.

**01. High-quality:** the luxurious décor and precision workmanship ensure an interior ambience that is both enjoyable and relaxing.

**02. Helpful:** the electronic parking brake secures the vehicle easily and reliably at the touch of a button, releasing automatically as soon as you pull away.

**03. Easy:** thanks to the press and drive key, starting has never been simpler.

**04. Relaxing:** the cruise control system, which is standard on Comfortline and Highline models, makes driving even more enjoyable. Speed is automatically controlled, over 30 km/h, enabling you to take your foot off the accelerator and relax.

**05. Generous:** the practical centre console offers ample storage space, for CDs, sunglasses or drinks, a front centre armrest with two rear air vents provides additional comfort and storage.


**06. Convenient:** the optional multifunction steering wheel enables you to select numerous functions without taking your hands from the wheel while driving. The clearly arranged instrument panel and controls are also located directly within your field of vision.



The Passat not only tells a story of exceptional space and load carrying capacity, but also superb ergonomics and interior ambience. Sit in the driving seat and you'll immediately appreciate its intelligent and convenient design, with the clearly arranged instrument panel and easily accessible controls, enhanced by the beautifully co-ordinated, luxurious décor. In such an environment, it's easy to feel good.

Carefully positioned for effortless driving, the electronic parking brake and press and drive key are where you would intuitively expect them, close at hand, with parking and starting operating literally at the touch of a button. For the ultimate in relaxed driving, the cruise control system, standard on Comfortline and Highline models, maintains a preselected speed automatically, without having to use the accelerator – ideal for motorway driving. And with an abundance of storage space within the doors, roof console and centre armrest, there is ample room to store maps, sunglasses, CDs and more.

The story of practicality continues. Thanks to the transversely mounted engine and the fact that the interior is now extended, the Passat also offers plenty of space for rear seat passengers. Which means, wherever you are sitting, front or rear, you'll benefit from significantly more legroom. Never has size been more attractively presented, or aesthetics more practically arranged.





Interior shown is Passat Saloon Entry level.



## The Entry level.

The Entry level leaves nothing to the imagination, with a wealth of safety features ensuring maximum protection and driving enjoyment. The comprehensive safety package includes such features as an Anti-lock Braking System (ABS), an Electronic Stabilisation Programme (ESP), Traction Control (ASR) with Countersteer Support, speed-sensitive power-assisted steering, driver's and front passengers WOKS (whiplash-optimised head restraints), and front, side and head airbags. Aesthetically too, it delivers, with an elegance and style that is both understated and assured. Distinctive 'Dark Rhodium' decorative inserts in the dash and centre console, chrome-plated instrument surrounds and stylish 'Calino' cloth upholstery combine to produce an eye-catching image, while 16 inch steel wheels with 205/55 R16 tyres guarantee dynamic handling. And demonstrating its immense versatility, storage compartments in the roof console, doors, front centre armrest and centre console offer a final touch of practicality. Specify the Entry level Estate and black roof rails provide even more choice of transporting items from bicycles to snowboards, or extend your capacity to carry even more with a luggage rack or roof box.

It also offers a whole host of standard fittings providing everything you would expect – and more – from an extraordinary car. The front electric windows and electrically heated and adjustable door mirrors provide added convenience and the press and drive key allows you to start the engine simply by pushing the key. On Saloon models the boot lid opens automatically with remote operation (the tailgate on Estate models) which makes loading and unloading that little bit easier. In addition, the rear seat backrest with integral centre armrest splits 60:40 allowing it to be folded down in separate sections, ideal if you're loading bulky items, height-adjustable front seats with lumbar support and the stylish four-spoke steering wheel individually adjusts to your optimum driving position. And that's just for starters. Also fitted as standard is an electronic parking brake, RCD 310 radio/MP3 compatible CD player, 'Climatic' semi-automatic air conditioning, remote central locking and front fog lights. As you can see, Volkswagen have thought of everything – all you have to do is concentrate on enjoying the drive.



## The Comfortline.

The Comfortline offers the ultimate in comfort. Well appointed and beautifully crafted, it boasts a number of interior features designed to ensure total driving pleasure whatever the length of your journey. The 6-way electrically adjustable driver's seat with lumbar support and adjustable backrest guarantees the best possible seating posture. High quality 'Verona' velour upholstery, complemented by walnut wood decorative inserts in the dash and matt chrome inserts in the centre console with black or Classic grey upholstery, or brushed aluminium inserts in the centre console should you choose latte upholstery, and three-spoke leather trimmed steering wheel, gear knob and handbrake grip ensures maximum comfort and style. 2Zone electronic climate control air conditioning maintains your chosen temperature whilst a front centre armrest incorporating two rear air vents and electric rear windows offer an extra touch of luxury. To help you reduce stress on longer journeys, cruise control will automatically maintain your desired speed above 30 km/h without you having to touch the accelerator pedal.

When it comes to safety, you can totally rely on the Comfortline, which includes an Electronic Stabilisation Programme (ESP) including Traction Control (ASR) with Countersteer Support and an Anti-lock Braking System (ABS) all fitted as standard.

From the outside, the Comfortline can be distinguished by its body-coloured front bumper strips, chrome side window surrounds, chrome-plated side strips and rear strip, while 16 inch 'Milwaukee' alloy wheels with 215/55 tyres and front fog lights add a distinctive finish.



Interior shown is Passat Saloon Comfortline with optional RCD 510 radio system.



Interior shown is Passat Saloon Sportline with optional DVD touch-screen navigation/radio system, heated front seats, heated windscreen and heated windscreen washer jets.



## The Sportline.

The very first glimpse of the Sportline conveys its phenomenal power and dynamic performance. And regardless of which engine specification you choose, 16 inch 'Catalunya' alloy wheels with 215/55 R16 tyres ensure that the sports suspension, lowered by approximately 15 mm, performs spectacularly on tarmac, while powerful front fog lights improve visibility in poor conditions. Of course, it's not until you actually drive the Sportline that the full dynamic extent of this exceptional car is really revealed.

Once you're in the driving seat, the streamlined interior and predominance of sporting features only reinforce the impression. With a leather trimmed three-spoke sports steering wheel and matching gear knob and handbrake grip providing that all-important extra grip, and a fully adjustable driver's sport seat with 'Monza' cloth upholstery ensures optimal lateral support at all times. 2Zone electronic climate control, electric rear windows, a multifunction display on the instrument panel which keeps you up to date with information about your journey all completes the carefully planned interior ergonomics, while on Estate models the exterior chrome-plated roof rails ensure even bulky items can be reliably secured and transported. Sporty and practical, the Sportline offers an unbeatable combination.



## The Highline.

Exclusivity typifies the Highline. With its chrome-plated radiator grille and roundel surround, chrome side window surrounds and side strips, high-gloss chrome-plated roof rails on Estate models and 16 inch 'Adelaide' alloy wheels with 215/55 R16 tyres, the elegant exterior exudes quality and refinement. The aesthetics continue in the beautifully crafted interior, with walnut wood decorative inserts in the dash and brushed aluminium inserts in the centre console. A host of features creates a more relaxed driving environment, including a multifunction display, 2Zone electronic climate control, cruise control, front sport seats in full Nappa leather, which are heated for added comfort and an automatic dimming interior rear-view mirror. With so many extra touches such as front fog lights, heated windscreen washer jets, dusk sensor, automatic coming/leaving home lighting function and front footwell illumination the Highline literally does all the work for you. All you have to do is enjoy the journey.



Interior shown is Passat Saloon Highline with optional RCD 510 radio system.

**BlueMotion.  
A move in the right direction.**

---




Model shown is Passat Saloon BlueMotion with optional alloy wheels and metallic paint.

# Performance and economy.

01. The four cylinder 2.0 litre TDI CR engine develops 110 bhp and is fitted with a with DPF (Diesel Particulate Filter) as standard.

02. Chrome-plated radiator grille surround, roundel surround and louvres create a distinctive look on the Passat BlueMotion.

03. The multifunction computer (Highline) includes visual gear change recommendation for optimum fuel consumption.



01

We can all make a difference to the environment, just by doing the smallest things. That's why our engineers are constantly making little but significant changes, such as using recycled and recyclable materials and employing eco-sensitive construction techniques. And it's also why we've developed BlueMotion technology. In short, it's a combination of small improvements, making BlueMotion the most effective engine in the Passat range. It's our way of trying to do our bit.

Whichever trim level you choose for your Passat Saloon or Estate you can opt for a BlueMotion model. Building over the already impressive equipment of the Entry level, Comfortline, Sportline and Highline, in addition, the BlueMotion models offer impressive environmental credentials by intelligently refining existing technology. Dynamic lines reduce the vehicle's air resistance and, combined with engineering refinements, low rolling resistance tyres and lowered suspension help produce exceptional economy.

A Stop/Start function is also fitted in place of the auto hold function – this automatically stops the engine when the vehicle is stationary and restarts it when you pull away, saving fuel and reducing emissions. The four cylinder 2.0 litre TDI CR engine with a five speed gearbox which powers the BlueMotion, develops 110 bhp and 250 Nm of torque from just 1,750 rpm. Featuring the latest common rail technology, this engine not only ensures excellent performance and fuel consumption but is also incredibly quiet. A combination of all these refinements delivers a package that offers excellent economy up to 4.9 ltr/100 km over the Combined fuel cycle\*, and with DPF (Diesel Particulate Filter) fitted as standard, ensures CO<sub>2</sub> emissions are from an impressively low 128 g/km.



**Exhilarating.**



Model shown is Passat Estate with optional 17" 'Macau' alloy wheels and pearl effect paint.

## Engines.



Every journey is a special experience in the Passat, thanks to Volkswagen's superb range of economical, high-torque petrol and diesel engines, all designed to make driving pure pleasure. The choice starts with the powerful four cylinder 1.4 litre TSI engine which develops a healthy 122 bhp. This 'Twincharger' engine features a mechanically-driven supercharger and an exhaust-driven turbocharger, which in tandem effectively eliminate turbo lag. The belt-driven supercharger operates at low speeds, while the turbocharger activates as the engine speed increases. This results in excellent driveability and performance throughout the range with no turbo lag, continuous power and high maximum torque. Available with either a six speed manual or with Volkswagen's latest seven speed automatic DSG gearbox (seven speed automatic DSG gearbox not available on Estate models). On Saloon models with the manual gearbox, this TSI engine can deliver 200 Nm from just 1,500 rpm, sprint from 0 - 100 km/h in a respectable 10.5 seconds while returning 6.6 ltr/100 km on the Combined cycle\*

The three diesel variants are particularly sophisticated, mainly in terms of flexibility and fuel economy. The first diesel option, which powers the Passat BlueMotion, is the 2.0 litre TDI 110 bhp – the most economical and environmentally friendly engine in the Passat range. Not only does it produce an incredibly low CO<sub>2</sub> figure of just 128 g/km, but thanks to 'Pumpe Düse' technology it can also achieve an equally impressive 4.9 ltr/100 km on the Combined cycle\* – a benefit that will make your next journey even more pleasurable.

The second diesel option, the powerful 2.0 litre TDI engine is available with either a six speed manual or with Volkswagen's revolutionary six speed automatic DSG gearbox. On Saloon models with the manual gearbox, this engine can deliver 140 bhp and 320 Nm at just 1,750-2,500 rpm while returning 5.4 ltr/100 km on the Combined cycle\*. In addition if you prefer the added stability and safety provided by four wheel drive, you could specify the 2.0 litre TDI 140 bhp 4MOTION on the Highline model.

The final option is the 2.0 litre TDI DPF which develops 170 bhp and is available with both a six speed manual or a six speed DSG automatic gearbox, can accelerate the Saloon model from 0 - 100 km/h in 8.6 seconds and is capable of a top speed of 223 km/h, where the law permits.



\* Please see pages 52 – 55 for fuel consumption and CO<sub>2</sub> emissions figures.

**Innovative.**

---



Model shown is Passat Saloon Sportline with optional 17" 'Monte Carlo' alloy wheels, privacy glass and metallic paint.

# Safety.

**01. The front suspension system utilises a spring strut front axle, chassis legs and (lower) triangular wishbones (directionally stabilising steering roll radius).**


**02. Rear wheel control is implemented through a four-link suspension system with independent wheel suspension.**

**03. The optional tyre pressure monitoring system conveniently indicates changes in tyre pressure on the instrument display.**

**04. Through a combination of Traction Control (ASR), Electronic Differential Lock (EDL) and Anti-lock Braking System (ABS), the Passat delivers exceptional handling and braking.**

**05. The Electronic Stabilisation Programme (ESP) detects critical situations at an early stage and takes action by, for example, specifically braking individual wheels.**

**06 and 07. The body of both the Passat Saloon and Estate are formed from specially hardened components which possess high strength and excellent shaping characteristics. Thanks to the latest lightweight construction technology the body also offers optimal protection under heavy impact.**

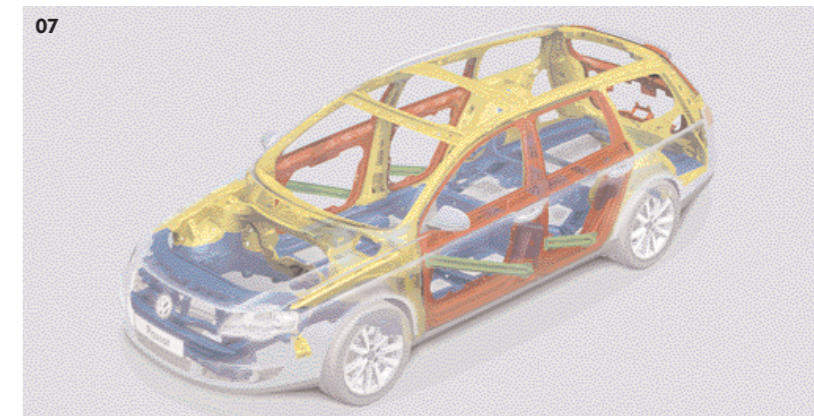
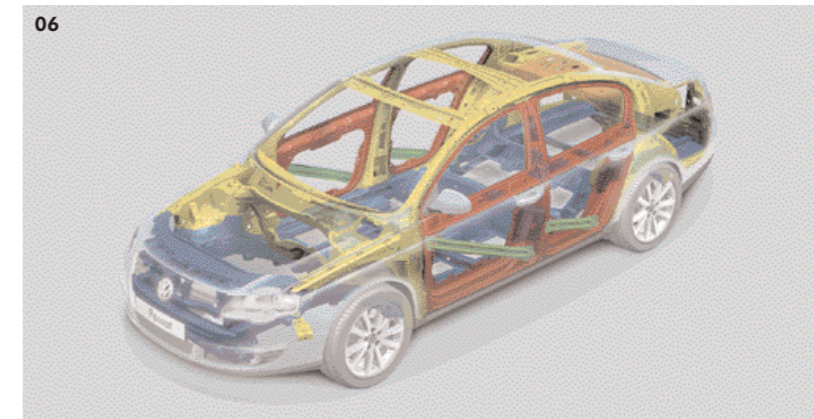



The most important consideration for any driver is safety. That's why it's so reassuring to drive the Passat. With a whole range of new generation safety features included as standard, the Passat provides the highest levels of safety possible, ensuring optimum protection in hazardous situations.

Of course, it's even better to avoid hazards in the first place, which is where the Passat's active safety concept comes in. An innovative suspension system, with a spring strut front axle and four-link rear axle, counteracts any unevenness in the road surface, keeping the Passat safely in place. At the same time, the driver benefits from electro-mechanical power-assisted steering, which reacts with extreme precision even at high speeds. The Electronic Stabilisation Programme (ESP) plays a further role, utilising Electronic Differential Lock (EDL) and Traction Control (ASR) with Countersteer Support to help correct oversteer, understeer and loss of stability of the vehicle. The result is optimum traction when rounding bends. And to ensure you retain control on a slippery surface, the Anti-lock Braking System (ABS) prevents the wheels from locking in the event of an abrupt braking manoeuvre. In addition, under severe braking the hazard lights are automatically activated. Finally, a tyre monitoring indicator, available as an optional extra, automatically lets you know via the instrument panel, as soon as there is any change in the vehicle's tyre pressure.



An important element of the Passat's safety philosophy concerns the protection of other road users, and involves a completely new passive safety concept. It starts with special protection zones located in the front body area and bumpers, reducing the risk of injury to cyclists and pedestrians. Occupants of the Passat are protected too, by a bodyshell equipped with crumple zones designed to absorb impact energy and protect the inner passenger compartment. Further protection is provided by a six airbag system, which includes driver's and front seat passenger's airbags, head airbag system and side impact airbags for the front, with rear available as an optional extra. In the event of an accident, WOKS (whiplash-optimised head restraints) on the front seats react within milliseconds, to help protect the head from injury and reduce whiplash. All this is supplemented by three-point automatic safety belts on all seats, an acoustic and optical warning for the driver's and front seat passenger's unfastened seat belts, and Volkswagen's innovative Isofix fittings to accommodate two child seats in the rear, providing maximum protection for children. As you can see, everything has been thought of to ensure maximum safety for all concerned, whether for other road users or for you and your passengers. You couldn't ask for more than that.




**Flexibility.**

---



## Optional equipment.



**01 The DVD touch-screen navigation/radio system** delivers excellent sound quality and can guide you to your destination in one of 24 European countries. A 6½" high resolution touch-screen colour display shows a perspective (bird's-eye) view of your mapped route, in addition, landmarks, intersection zoom, points of interest and a route list can all be viewed in split screen mode. As well as featuring the latest in processor technology, resulting in quick route calculations this sophisticated system features a 30 GB hard drive to buffer the navigation data as well as store the driver's favourite audio and video files (i.e. MP3, WMA, DVD video data files), the integrated DVD drive and SD (Secure Digital) card reader also allows the playback of such audio and video files. Completing the multimedia experience is the ability to connect an external multimedia device (e.g. iPod and MP3 player) via the AUX-in socket.

**02 The RCD 510 touch-screen radio system** includes a dash-mounted MP3 compatible six CD autochanger and AUX-in socket for connection to an external multimedia source (e.g. iPod and MP3 player).

**03 Specially designed for Passat Estate models, the cargo management system** comprises two rails positioned on the left and right of the cargo area and four lashing eyelets. The rails can be used to individually fix straps and a telescopic rail into place using variable rod positions enabling secure stowage of luggage, whatever the size or shape.

**04 The 2Zone electronic climate control air conditioning system**, with indirect ventilation, uses electronic 2Zone temperature control to create an air conditioned environment individually suited to the driver and front seat passenger. Optional on Entry level and standard on all other models.

**05 iPod preparation – by Individual, mounted in the glovebox** allows you to link your iPod to the vehicle's audio system via iPod preparation. Controls are then provided through the radio keypad or optional multifunction steering wheel.

**06 Bi-Xenon headlights with dynamic corner lighting** produce a much clearer, brighter light for both dipped and main beam, giving you a clearer view of the road ahead and helping you drive more safely, particularly on winding roads. Also included in this option are headlight washers which help keep headlights free from dirt, ensuring maximum visibility.

**07 The parking sensors**, with sensors fitted in the front and rear bumpers, monitor the distance from an obstacle, helping you manoeuvre in and out of parking bays. An acoustic signal warns as an obstacle becomes closer.

**08 Bluetooth telephone preparation\*** enables you to use your mobile phone without taking it out of your jacket pocket, thanks to Bluetooth connectivity. It is controlled via a separate keypad on the control panel, and can handle data for up to four mobile phones.



\* Only in conjunction with a multifunction steering wheel, please contact your Volkswagen dealer for full details.

## Wheels.



- 01** 'Catalunya' 7J x 16 alloy wheels with 215/55 R16 tyres. Standard on Sportline models.
- 02** 'Adelaide' 7J x 16 alloy wheels with 215/55 R16 tyres. Standard on Highline models.
- 03** 'Milwaukee' 7J x 16 alloy wheels with 215/55 R16 tyres. Standard on Comfortline models and optional on Entry level Passat.
- 04** 'Monte Carlo' 7½J x 17 alloy wheels with 235/45 R17 tyres. Optional on all models.
- 05** 'Macau' 7½J x 17 alloy wheels with 235/45 R17 tyres. Optional on all models.
- 06** 'Le Mans' 7½J x 17 alloy wheels with 235/45 R17. Optional on all models.













**Harmony.**

---



Model shown is Passat Saloon Highline with optional metallic paint.

# Paint.



<p><b>Non-Metallic paint</b></p>	<p>Black <b>A1</b></p> 	<p>Candy White <b>B4</b></p> 	<p>Tornado Red <b>G2</b></p> 	<p>Maritime Blue <b>K1</b></p> 
<p><b>Metallic paint*</b></p>	<p>Granite Green<sup>1</sup> <b>4W</b></p> 	<p>Silver Leaf<sup>1</sup> <b>7B</b></p> 	<p>Arctic Blue Silver <b>7J</b></p> 	<p>Reflex Silver <b>8E</b></p> 
	<p>Iron Grey<sup>1</sup> <b>9H</b></p> 	<p>Island Grey <b>C9</b></p> 	<p>Shadow Blue <b>P6</b></p> 	
<p><b>Pearl Effect paint*</b></p>	<p>Deep Black <b>2T</b></p> 	<p>Mocca Anthracite <b>3Q</b></p> 	<p>Cobalt Blue<sup>1</sup> <b>9R</b></p> 	

Please note: The print process does not allow for exact reproduction of the paint colours. For further details, please contact your Volkswagen dealer.

\* Metallic and Pearl Effect paints are optional at extra cost.



<sup>1</sup> Not available on Passat Estate models.

Entry level  
'Calino' cloth






# Upholstery.



Comfortline  
'Verona' velour





Sportline  
'Monza' cloth



Highline  
Nappa leather† sports seats  
Optional on Sportline



Comfortline  
Optional 'Vienna' leather†  
comfort seats



Please note: The print process does not allow for exact reproduction of the upholstery colours. For further details, please contact your Volkswagen dealer.  
† Generally all parts of leather upholstery in direct contact with the driver or passengers are leather, all other areas may contain leatherette.

# Combinations.

	Entry level	Comfortline	Sportline	Highline	Seat upholstery	Carpet	Dashboard	Black (A1)	Candy White (B4)	Tornado Red (G2)	Maritime Blue (K1)	Granite Green Metallic (4W) <sup>1*</sup>	Silver Leaf Metallic (7B) <sup>1*</sup>	Arctic Blue Silver Metallic (7J) <sup>*</sup>	Reflex Silver Metallic (8E) <sup>*</sup>	Iron Grey Metallic (9H) <sup>1*</sup>	Island Grey Metallic (C9) <sup>*</sup>	Shadow Blue Metallic (P6) <sup>*</sup>	Deep Black Pearl Effect (2T) <sup>*</sup>	Mocca Anthracite Pearl Effect (3Q) <sup>*</sup>	Cobalt Blue Pearl Effect (9R) <sup>1*</sup>	
<b>‘Calino’ cloth</b> Standard on Entry level	●				AR Black	Black	Black/Black	●	●	●	●	●	●	●	●	●	●	●	●	●	●	●
	●				AS Classic Grey	Black	Black/Black	●	●	●	●	●	●	●	●	●	●	●	●	●	●	●
<b>‘Verona’ velour</b> Standard on Comfortline		●			UP Black	Black	Black/Black	●	●	●	●	●	●	●	●	●	●	●	●	●	●	●
		●			UQ Classic Grey	Black	Black/Black	●	●	●	●	●	●	●	●	●	●	●	●	●	●	●
		●			UR Latte	Black	Black/Black	●	●	●	●	●	●	●	●	●	●	●	●	●	●	●
<b>‘Monza’ cloth</b> Standard on Sportline			●		WN Black	Black	Black/Black	●	●	●	●	●	●	●	●	●	●	●	●	●	●	●
			●		WP Classic Grey	Black	Black/Black	●	●	●	●	●	●	●	●	●	●	●	●	●	●	●
			●		WQ Latte	Black	Black/Black	●	●	●	●	●	●	●	●	●	●	●	●	●	●	●
<b>Nappa leather sports seats<sup>†</sup></b> Standard on Highline				●	ZQ Black	Black	Black/Black	●	●	●	●	●	●	●	●	●	●	●	●	●	●	●
				●	ZX Classic Grey	Black	Black/Black	●	●	●	●	●	●	●	●	●	●	●	●	●	●	●
				●	ZY Latte	Black	Black/Black	●	●	●	●	●	●	●	●	●	●	●	●	●	●	●
				●	XL Corn Silk Beige	Beige	Black/Black	●	●	●	●	●	●	●	●	●	●	●	●	●	●	●
<b>‘Vienna’ leather comfort seats<sup>††</sup></b> Optional on Comfortline		○			XG Black	Black	Black/Black	○	○	○	○	○	○	○	○	○	○	○	○	○	○	○
		○			XJ Classic Grey	Black	Black/Black	○	○	○	○	○	○	○	○	○	○	○	○	○	○	○
		○			XK Latte	Black	Black/Black	○	○	○	○	○	○	○	○	○	○	○	○	○	○	○
		○			WE Corn Silk Beige	Beige	Black/Black	○	○	○	○	○	○	○	○	○	○	○	○	○	○	○
<b>Nappa leather sports seats<sup>††</sup></b> Optional on Sportline			○		ZQ Black	Black	Black/Black	○	○	○	○	○	○	○	○	○	○	○	○	○	○	○
			○		ZX Classic Grey	Black	Black/Black	○	○	○	○	○	○	○	○	○	○	○	○	○	○	○
			○		ZY Latte	Black	Black/Black	○	○	○	○	○	○	○	○	○	○	○	○	○	○	○
			○		XL Corn Silk Beige	Beige	Black/Black	○	○	○	○	○	○	○	○	○	○	○	○	○	○	○

- Standard.
- Optional at extra cost.

<sup>1</sup> Not available on Passat Estate models.

\* Metallic, Pearl Effect paints and leather upholstery are optional at extra cost.

† Generally all parts of leather upholstery in direct contact with the driver or passengers are leather, all other areas may contain leatherette.

**Versatility.**

---



Model shown is Passat Estate Comfortline with optional 17" 'Le Mans' alloy wheels and pearl effect paint.

## Standard equipment – Passat Saloon and Passat Estate.

### Standard items of equipment\* Entry level and Entry level BlueMotion

#### Volkswagen service

- 2-year/unlimited mileage warranty
- 3-year paintwork warranty
- 12-year body protection warranty
- LongLife Servicing
- Volkswagen Assistance

Please see page 59 for more details

#### Exterior

- Body-coloured bumpers with black bumper strips and black side bump strips
- Body-coloured door handles
- Body-coloured door mirrors with integrated indicators incorporating LED technology
- Chrome-plated radiator grille surround
- Front fog lights
- Full size wheel trims
- Galvanised body
- Heat insulating green tinted glass
- Rear lights incorporating LED technology
- Roof rails, black (Passat Estate only)
- Yellow turn signal lights integrated into front bumper
- 6½ x 16 steel wheels with 205/55 R16 tyres

#### Interior

- ‘Dark Rhodium’ decorative inserts in dash and centre console
- Chrome-plated instrument surrounds
- Upholstery – ‘Calino’ cloth

#### Safety

- ABS (Anti-lock Braking System) – includes BAS (Brake Assist System) and EBD (Electronic Brake-pressure Distribution)
- Automatic hazard lights activation under severe braking
- Disc brakes, front and rear (front ventilated)
- Door side impact protection
- Driver’s and front passenger’s airbags with front passenger’s airbag deactivation switch
- Driver’s and front passenger’s WOKS (whiplash-optimised head restraints)
- ESP (Electronic Stabilisation Programme) – includes EDL (Electronic Differential Lock) and ASR (Traction Control) and Countersteer Support
- Front seat side impact airbags
- Head airbag system
- Height-adjustable front three-point seat belts with tensioners
- High level 3rd brake light
- Isofix child seat preparation, outer rear
- Rigid safety cell with front and rear crumple zones
- Warning buzzer and light for front seat belts if unfastened
- Warning reflector in all doors
- Warning triangle
- 3 rear head restraints
- 3 rear three-point seat belts

#### Function

- Aerial for radio integrated into rear windscreen
- Air conditioning, ‘Climatic’ semi-automatic control
- Automatic boot opening (Passat Saloon only)
- Blue instrument lighting
- Carpet in luggage compartment
- Cup holders, front x 2
- Driver’s and front passenger’s seat height and lumbar adjustment
- Electrically heated and adjustable door mirrors
- Electric windows, front
- Electronic engine immobiliser
- Electronic parking brake (with hill hold on automatics)
- Exterior temperature gauge and frost warning function
- Four-spoke steering wheel
- Front centre armrest with two rear air vents
- Full size steel spare wheel
- Glovebox, cooled, lockable
- Headlight range adjustment
- Heated rear window
- Height and reach adjustable steering wheel
- Interior lighting: front and rear with interior delay and dimming function
- Load lashing points x 4, in luggage compartment
- Power-assisted steering, speed-sensitive
- Press and drive key
- RCD 310 radio/MP3 compatible CD player with 8 speakers
- Reading lights, front x 2
- Rear seat armrest
- Remote central locking with 2 remote keys
- Remote interior fuel flap
- Remote tailgate unlocking (Passat Estate only)

#### Function (continued)

- Split folding rear seat backrests 60:40
- Storage compartment in driver’s door for 1.0 litre bottle
- Storage compartments in passengers’ doors for 1.5 litre bottles
- Storage compartment in roof console
- Storage tray and 12V socket in centre console
- Warning lights for open boot/tailgate and doors
- Windscreen wiper with intermittent wipe and 4 position delay

\* Not all specifications were available at the time of printing and are subject to change without notice. Please consult your dealer for more information.

## Standard equipment – Passat Saloon and Passat Estate (continued).

### Additional items of equipment\* Comfortline and Comfortline BlueMotion (over Entry level)

#### Exterior

- Alloy wheels, four 7J x 16 'Milwaukee' with 215/55 R16 tyres and anti-theft wheel bolts
- Body-coloured front bumper strips
- Chrome-plated side bump strips and rear bumper strips
- Chrome side window surrounds
- Roof rails, black (Passat Estate only)
- White turn signal lights integrated into front bumper

#### Interior

- 'Brushed Aluminium' decorative inserts in centre console (with latte upholstery)
- 'Burr Walnut' decorative inserts in dash
- Floor mats, front and rear
- Front comfort seats
- Leather trimmed three-spoke steering wheel, gear knob and handbrake grip
- Matt chrome decorative inserts in centre console (with black or Classic grey upholstery)
- Upholstery – 'Verona' velour

#### Function

- Air conditioning, 2Zone electronic climate control
- Bag hook in luggage compartment
- Cruise control
- Driver's seat with electric 6-way adjustment including lumbar support
- Electric windows, rear
- Front passenger's seat height and lumbar adjustment
- Illuminated vanity mirrors
- Load-through provision
- RCD 310 radio/MP3 compatible CD player with 8 speakers
- Reading lights, chrome-plated surrounds, front x 2, rear x 2
- Rear centre armrest with storage compartment and two cup holders
- Storage compartments in luggage area x 2, right and left
- Storage pockets on front seat backrests
- Storage trays in dashboard x 2
- 12V socket in rear and luggage compartment

### Additional items of equipment\* Highline and Highline BlueMotion (over Comfortline)

#### Exterior

- Alloy wheels, four 7J x 16 'Adelaide' with 215/55 R16 tyres and anti-theft wheel bolts
- Body-coloured front bumper strips
- Chrome-plated radiator grille and roundel surround
- Chrome-plated side bump strips and rear bumper strips
- Chrome side window surrounds
- Roof rails, chrome-plated (Passat Estate only)

#### Interior

- 'Brushed Aluminium' decorative inserts in centre console
- 'Burr Walnut' decorative inserts in dash
- Floor mats, front and rear
- Front sports seats
- Upholstery – full Nappa leather<sup>1</sup>

#### Function

- Air conditioning, 2Zone electronic climate control
- Automatic coming/leaving home lighting function
- Automatic dimming interior rear-view mirror
- Cruise control
- Dusk sensor, automatic driving lights
- Electric windows, rear
- Front footwell illumination
- Heated front seats
- Heated windscreen washer jets
- Illuminated vanity mirrors
- Multifunction computer
- Rain sensor
- Reading lights, chrome-plated surrounds, front x 2, rear x 2
- RCD 310 radio/MP3 compatible CD player with 8 speakers
- Warning lights in all doors

\* Not all specifications were available at the time of printing and are subject to change without notice. Please consult your dealer for more information.

<sup>1</sup> Generally all parts of leather upholstery in direct contact with the driver or passengers are leather, all other areas may contain leatherette.

### Additional items of equipment\* Sportline and Sportline BlueMotion (over Entry level)

#### Exterior

- Alloy wheels, four 7J x 16 'Catalunya' with 215/55 R16 tyres and anti-theft wheel bolts
- Body-coloured front bumper strips
- Chrome-plated side bump strips and rear bumper strips
- Chrome side window surrounds
- Roof rails, chrome-plated (Passat Estate only)

#### Interior

- Brushed stainless steel decorative inserts in dash and centre console (with latte or pure beige upholstery)
- Floor mats, front and rear
- Front sports seats
- Leather trimmed sports three-spoke steering wheel, gear knob and handbrake grip
- Matt chrome decorative inserts in dash and centre console (with black or Classic grey upholstery)

#### Interior (continued)

- Upholstery – 'Monza' cloth

#### Function

- Air conditioning, 2Zone electronic climate control
- Driver's seat with electric 6-way adjustment including lumbar support
- Electric windows, rear
- Illuminated vanity mirrors
- Multifunction computer
- RCD 310 radio/MP3 compatible CD player with 8 speakers
- Reading lights, chrome-plated surrounds, front x 2, rear x 2
- Sports suspension, lowered by approx. 15 mm

## Technical specification – Passat Saloon.

		1.4 litre TSI 122 bhp	BlueMotion 2.0 litre TDI 110 bhp	2.0 litre TDI 140 bhp	2.0 litre TDI 4MOTION 140 bhp	2.0 litre TDI 170 bhp
<b>Engine</b>	Engine type	Four cylinder petrol	Four cylinder diesel	Four cylinder diesel	Four cylinder diesel	Four cylinder diesel
	Cubic capacity, ltrs/cc	1.4/1390	2.0/1968	2.0/1968	2.0/1968	2.0/1968
	Max. output, bhp/kW at rpm	122/90 5000	110/81 4100	140/103 4200	140/103 4200	170/125 4200
	Max. torque, lbs.ft/Nm at rpm	147/200 1500-4000	185/250 1750	236/320 1750-2500	236/320 1750-2500	258/350 1750-2500
	Gearbox	Six speed manual Seven speed auto DSG	Five speed manual –	Six speed manual Six speed auto DSG	Six speed manual –	Six speed manual Six speed auto DSG
	Alternator, A – manual gearbox – automatic gearbox	110 110	180 –	180 180	180 –	180 180
	Battery, A (Ah) – manual gearbox – automatic gearbox	220 (44) 220 (44)	380 (68) –	330 (61) 330 (61)	330 (61) –	330 (61) 330 (61)
<b>Weights, kgs</b>	With manual gearbox: Unladen weight <sup>(01)</sup>	1388	1418	1454	1554	1455
	Gross vehicle weight	2000	2010	2060	2160	2090
	Payload <sup>(01)</sup>	612	592	606	606	635
	Axle load limit: Front	1050	1080	1100	1130	1100
	Rear	1000	980	1010	1080	1010
	With automatic gearbox: Unladen weight <sup>(01)</sup>	1410	–	1476	–	1477
	Gross vehicle weight	2020	–	2090	–	2110
	Payload <sup>(01)</sup>	610	–	614	–	633
	Axle load limit: Front	1070	–	1130	1130	1130
	Rear	1000	–	1010	–	1010
<b>Trailer load limits, kgs <sup>(02)</sup></b>	Braked 12% incline – manual gearbox – automatic gearbox	1400 1400	1200 –	1800 1800	2000 –	1800 1800
	Unbraked – manual gearbox – automatic gearbox	720 740	740 740	750 750	750 750	750 750
	Towbar load limit	90	90	90	90	90
	Max. roof load	100	100	100	100	100
	<b>Performance</b>	Top speed, km/h, where the law permits – manual gearbox – automatic gearbox	203 201	198 –	209 206	204 –
Acceleration, secs 0 - 100 km/h – manual gearbox – automatic gearbox		10.5 10.5	11.7 –	9.8 9.8	10.2 –	8.6 8.6
<b>Environmental information</b>		Fuel grade, minimum	Unleaded, 95 RON <sup>(03)</sup>	Diesel <sup>(06)</sup>	Diesel <sup>(06)</sup>	Diesel <sup>(06)</sup>
	Fuel tank capacity, galls/ltrs	15.4/70	15.4/70	15.4/70	15.0/68	15.4/70
	Official fuel consumption, ltr per 100 km <sup>(04)</sup> – manual gearbox					
	Urban	8.6	6.3	7.2	7.9	7.4
	Extra-urban	5.5	4.1	4.6	4.9	4.6
	Combined	6.6	4.9	5.4	6.0	5.6
	Official fuel consumption, ltr per 100 km <sup>(04)</sup> – automatic gearbox					
	Urban	8.2	–	7.8	–	7.8
	Extra-urban	5.4	–	5.0	–	5.1
	Combined	6.4	–	6.0	–	6.1
	Official CO <sub>2</sub> emission, g/km <sup>(05)</sup> – manual gearbox – automatic gearbox	157 152	128 –	146 158	158 –	146 159
	Emission class	EURO 4	EURO 5	EURO 5	EURO 5	EURO 5
	Noise, dB – manual gearbox – automatic gearbox	72.0 TBA	71.0 –	70.0 68.0	71.0 –	73.0 69.0

## Technical specification – Passat Estate.

		1.4 litre TSI 122 bhp	BlueMotion 2.0 litre TDI 110 bhp	2.0 litre TDI 140 bhp	2.0 litre TDI 4MOTION 140 bhp	2.0 litre TDI 170 bhp
<b>Engine</b>	Engine type	Four cylinder petrol	Four cylinder diesel	Four cylinder diesel	Four cylinder diesel	Four cylinder diesel
	Cubic capacity, ltrs/cc	1.4/1390	2.0/1968	2.0/1968	2.0/1968	2.0/1968
	Max. output, bhp/kW at rpm	122/90 5000	110/81 4100	140/103 4200	140/103 4200	170/125 4200
	Max. torque, lbs.ft/Nm at rpm	147/200 1500-4000	184/250 1750	236/320 1750-2500	236/320 1750-2500	258/350 1750-2500
	Gearbox	Six speed manual –	Five speed manual –	Six speed manual Six speed auto DSG	Six speed manual –	Six speed manual Six speed auto DSG
	Alternator, A – manual gearbox – automatic gearbox	110 –	140 –	180 180	180 –	180 180
	Battery, A (Ah) – manual gearbox – automatic gearbox	220 (44) –	380 (68) –	330 (61) 330 (61)	330 (61) –	330 (61) 330 (61)
<b>Weights, kgs</b>	With manual gearbox: Unladen weight <sup>(01)</sup>	1429	1468	1497	1596	1499
	Gross vehicle weight	2080	2070	2170	2270	2170
	Payload <sup>(01)</sup>	651	602	673	674	671
	Axle load limit: Front	1050	1080	1120	1150	1100
	Rear	1080	1040	1100	1170	1090
	With automatic gearbox: Unladen weight <sup>(01)</sup>	–	–	1519	–	1521
	Gross vehicle weight	–	–	2190	–	2190
	Payload <sup>(01)</sup>	–	–	671	–	669
	Axle load limit: Front	–	–	1140	90	1130
	Rear	–	–	1100	–	1090
<b>Trailer load limits, kgs <sup>(02)</sup></b>	Braked 12% incline – manual gearbox – automatic gearbox	1400 –	1200 –	1800 1800	2000 –	1800 1800
	Unbraked – manual gearbox – automatic gearbox	750 750	740 –	750 750	750 –	750 750
	Towbar load limit	90	90	90	90	90
	Max. roof load	100	100	100	100	100
<b>Performance</b>	Top speed, km/h, where the law permits – manual gearbox – automatic gearbox	200 –	196 –	206 203	201 –	220 217
	Acceleration, secs 0 - 100 km/h – manual gearbox – automatic gearbox	10.8 –	11.9 –	10.1 10.1	10.5 –	8.8 8.8
<b>Environmental information</b>	Fuel grade, minimum	Unleaded, 95 RON <sup>(03)</sup>	Diesel <sup>(06)</sup>	Diesel <sup>(06)</sup>	Diesel <sup>(06)</sup>	Diesel <sup>(06)</sup>
	Fuel tank capacity, galls/ltrs	15.4/70	15.4/70	15.4/70	15.0/68	15.4/70
	Official fuel consumption, ltr per 100 km <sup>(04)</sup> – manual gearbox					
	Urban	8.6	6.3	7.3	7.7	7.4
	Extra-urban	5.6	4.1	4.7	5.1	4.7
	Combined	6.7	4.9	5.7	6.1	5.7
	Official fuel consumption, ltr per 100 km <sup>(04)</sup> – automatic gearbox					
	Urban	–	–	7.9	–	8.0
	Extra-urban	–	–	5.0	–	5.2
	Combined	–	–	6.1	–	6.2
	Official CO <sub>2</sub> emission, g/km <sup>(05)</sup> – manual gearbox – automatic gearbox	159 –	129 –	148 159	159 –	149 163
	Emission class	EURO 4	EURO 5	EURO 5	EURO 5	EURO 5
	Noise, dB – manual gearbox – automatic gearbox	72.0 –	71.0 –	70.0 68.0	71.0 –	73.0 69.0

## Technical specification notes.

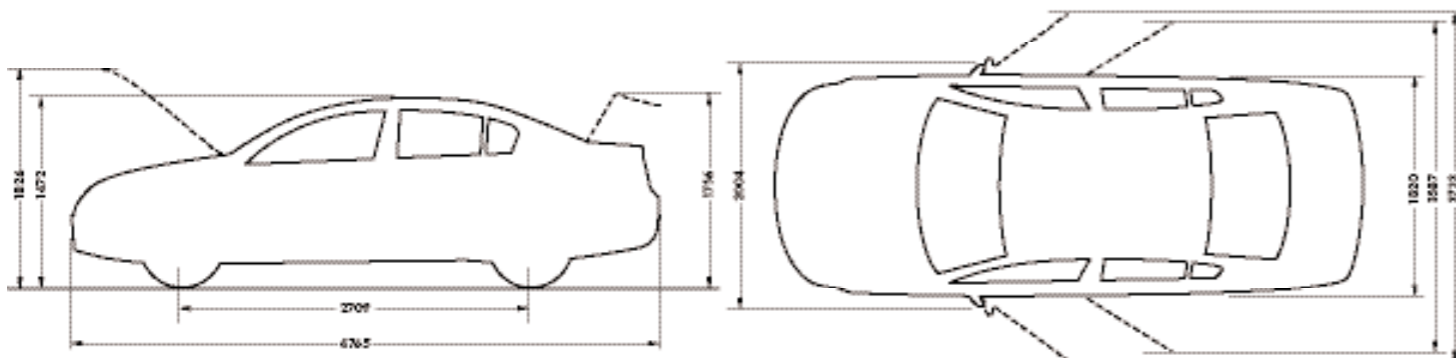
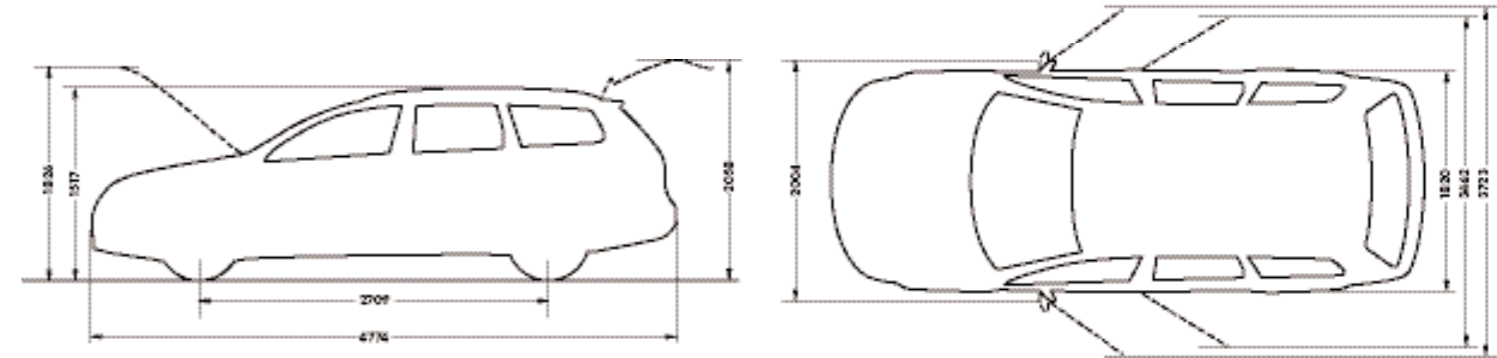
- 01) Figures are calculated in accordance with manufacturer's criteria. Vehicle unladen weight ranges with 90% tank capacity without driver. The individual unladen weight depends on the specification of the vehicle, this then reduces the possible payload accordingly.
- 02) With increasing altitude the engine performance diminishes. From 1,000 m above sea level and for every 1,000 m thereafter 10% of the vehicle/trailer weight (trailer weight + gross vehicle weight) must be deducted.
- 03) Thanks to the knock control, unleaded four star (at least 95 RON) can be used instead of unleaded Super plus. In order to achieve maximum fuel consumption benefits on the FSI engine, Ultra Low Sulphur Petrol (ULSP) must be used.
- 04) Official fuel consumption according to EU Directive 99/94. The consumption calculation according to 1999/100/EC is based on the actual unladen weight of the vehicle. Additional specifications can lead to a higher weight class and hence to consumption figures of this higher weight class. The driving style, road and traffic conditions, environmental influences and vehicle condition can in practice lead to consumption figures, which may differ from those calculated with this standard.
- 05) Increased weight of a vehicle, including higher trim levels and the addition of options will have a detrimental influence on the level of fuel consumption and CO<sub>2</sub> emissions produced. The CO<sub>2</sub> and fuel consumption figures are obtained from tests on a representative vehicle of the type, conducted and approved in accordance with Council Directive 80/1268/EEC as amended by Directive 1999/100/EC (or later) on the approximation of the laws of the member states relating to the carbon dioxide emissions and the fuel consumption of motor vehicles.
- 06) The use of RME and FAME (bio diesel) is not possible.

## Technical specification dimensions – Passat Estate.

<b>Maximum luggage capacity, litres VDA measuring method using 200 x 100 x 50 mm blocks</b>	With rear seat upright (4MOTION)	513 (TBA)
	With rear seat folded (4MOTION)	1641 (TBA)
<b>Exterior dimensions</b>	Length, mm	4774
	Width – excluding door mirrors, mm	1820
	Width – opened front/rear doors, mm	3723/3462
	Height, mm	1517
	Height – opened bonnet/floor, mm	1826
	Height – opened tailgate/floor, mm	2058
	Wheelbase, mm	2709
	Turning circle, mm	11400
<b>Interior dimensions</b>	Effective headroom – front, mm (with sunroof)	970 (952)
	Effective headroom – rear, mm (with sunroof)	980 (980)
	Elbow width – front, mm	1466
	Elbow width – rear, mm	1511
	Legroom – front, mm	725-1038

## Technical specification dimensions – Passat Saloon.

<b>Maximum luggage capacity, litres VDA measuring method using 200 x 100 x 50 mm blocks</b>	With rear seat upright (4MOTION)	485 (461)
	With rear seat folded (4MOTION)	1011 (987)
<b>Exterior dimensions</b>	Length, mm	4765
	Width – excluding door mirrors, mm	1820
	Width – opened front/rear doors, mm	3723/3587
	Height, mm	1472
	Height – opened bonnet/floor, mm	1826
	Height – opened boot/floor, mm	1756
	Wheelbase, mm	2709
	Turning circle, mm	11400
<b>Interior dimensions</b>	Effective headroom – front, mm (with sunroof)	973 (951)
	Effective headroom – rear, mm (with sunroof)	961 (960)
	Elbow width – front, mm	1466
	Elbow width – rear, mm	1511
	Legroom – front, mm	725 - 1038



## The technology.

### Engines

- Front transverse-installed engine
- 1.4 litre/122 bhp (90 kW) petrol engine: CAXA TSI engine with homogeneous mode (Lambda 1), stratified high-pressure start, double injection catalytic converter heating, turbocharger with waste gate, air-to-liquid charge-air cooling, maintenance-free timing chain, plastic intake manifold with integrated intercooler, continuous inlet camshaft timing adjustment, grey cast iron cylinder block, steel crankshaft, duo-centric oil pump, dual-circuit cooling system. Fuel system regulated according to requirements using high-pressure fuel pump with integrated pressure limiting valve
- 2.0 litre/110 bhp (81 kW) diesel engine: TBA
- 2.0 litre/140 bhp (103 kW) common rail diesel engine: EU5 emissions standard, four cylinder in-line engine, four valves per cylinder, aluminium-silicon alloy cylinder head, toothed backlash compensator, intake manifold with electric continual tumble flap control, electronically controlled common rail direct injection system with Bosch high pressure pump (up to 1800 bar) and 8-hole piezo injector units, pre-supply electronic fuel pump, oil cooler, intercooler, exhaust gas recirculation, additional coolant pump, turbocharger with variable turbine geometry, catalytic converter and Diesel Particulate Filter (DPF)
- 2.0 litre/170 bhp (125 kW) common rail diesel engine: EU5 emissions standard, four cylinder in-line engine, four valves per cylinder, aluminium-silicon alloy cylinder head, toothed backlash compensator, intake manifold with electric continual tumble flap control, electronically controlled common rail direct injection system with Bosch high pressure pump (up to 1800 bar) and 8-hole piezo injector units, pre-supply electronic fuel pump, oil cooler, intercooler, exhaust gas recirculation, additional coolant pump, turbocharger with variable turbine geometry, catalytic converter and Diesel Particulate Filter (DPF)

### Transmission

- Front wheel drive through asbestos-free single-plate dry clutch. Hydraulic clutch-mechanism. Five/six speed manual gearbox with double joint half axles
- Five speed manual:
  - 2.0 litre TDI 110 bhp
- Six speed manual:
  - 1.4 TSI 122 bhp, 2.0 litre TDI 140 bhp, 2.0 litre TDI 140 bhp 4MOTION, 2.0 litre TDI 170 bhp
- Six speed automatic DSG:
  - 2.0 litre TDI 140 bhp, 2.0 litre TDI 170 bhp
- Seven speed automatic DSG:
  - 1.4 TSI 122 bhp (Passat Saloon only)

### Running gear

- Electronic Stabilisation Programme (ESP) including Electronic Differential Lock (EDL), Traction Control (ASR) and Countersteer Support
- Front suspension through coil springs with telescopic shock absorbers, all elements integrated in chassis legs
- Rear suspension with gas pressure shock absorbers and separate springs
- Wheel control: front through chassis legs and (lower) triangular wishbones (directionally stabilising steering roll radius)
- Wheel control: rear through four-link suspension with independent wheel suspension
- Front and rear anti-roll bar

### Steering

- Electro-mechanical steering rack
- Collapsible, height and lengthways adjustable safety steering column

### Brakes

- Electronically controlled Anti-lock Braking System (ABS) with Electronic Brake-pressure Distribution (EBD)
- Diagonal twin-circuit brake system with inner-ventilated front disc brakes and rear disc brakes
- Asbestos-free brake pads
- Hydraulic Brake Assist (HBA)
- Electronic park brake

## Volkswagen service for your peace of mind.

### The Volkswagen Warranty.

#### Two-year Warranty.

All Volkswagen Passats now come with a two-year unlimited mileage warranty which protects your car against the failure of most mechanical and electrical components due to manufacturing defects.

This warranty cover is subject to the car being serviced and maintained at an authorised Volkswagen dealer according to the manufacturer's recommendations. Failure to do so will invalidate this warranty.

#### Three-year Paint Warranty.

The paintwork of the Passat is covered against manufacturing defects for a period of three years. Naturally, the Passat must be cared for in compliance with the operating instructions which will be found in your vehicle handbook. Please consult your Volkswagen dealer for full warranty details.

#### 12-year Body Protection Warranty.

The internal body sections and panels of the Passat are covered against rusting through from the inside for a period of 12 years. Naturally, the Passat must be cared for in compliance with the operating instructions. Please consult your Volkswagen dealer for full warranty details.

#### Service Intervals for Petrol and Diesel Engines.

Full details of what checks and work are recommended at each service are contained in the Service Book and your dealer will be able to advise you of any particular requirements.

#### Approved Accessories.

A comprehensive range of accessories from alloy wheels to carpet mats is available to complement the factory-fitted option list.

#### Volkswagen Finance.

Volkswagen Finance offers a dedicated service to meet the needs of both the business user and the private motorist. We can help you choose the right type of finance and will tailor the package to meet your specific requirements. Please consult your Volkswagen dealer for details.

#### Volkswagen Assistance.

Every new car is registered for Volkswagen Assistance for two years. This provides vehicle recovery in the unlikely event of a breakdown (subject to conditions).

#### Volkswagen Rental.

For details, please contact your dealer.

#### CO<sub>2</sub> Emission.

Increased weight of a vehicle, including higher trim levels and the addition of options will have a detrimental influence on the level of fuel consumption and CO<sub>2</sub> emissions produced.

The CO<sub>2</sub> and fuel consumption figures are obtained from tests on a representative vehicle of the type, conducted and approved in accordance with Council Directive 80/1268/EEC as amended by Directive 1999/100/EC (or later) on the approximation of the laws of the member states relating to the carbon dioxide emissions and the fuel consumption of motor vehicles.

#### Please Note:

Certain models and items of equipment shown in this publication are not available in Ireland.

Some illustrations in this brochure do not necessarily reflect Irish specifications. Consequently, controls and some items of equipment are positioned differently for Ireland.

The specifications contained in this brochure are for information purposes only as we cannot confirm the exact specifications of the vehicles. If you require any specific feature, you must consult your Volkswagen dealer who is regularly updated with any change in specification. Please check model availability and full specification details with your Volkswagen dealer prior to ordering.