



Aus Liebe zum Automobil

The new Golf for Ireland

Volkswagen. You're onto a good thing.
www.volkswagen.ie
At your Volkswagen dealer:

All rights reserved. November 2005.

The new Golf for Ireland





Model shown is Comfortline.


Contents.

- | | | | | | |
|----|-----------------|----|--------------------------------|----|---------------------------|
| 04 | The chassis. | 24 | The equipment. | 44 | Standard equipment list. |
| 10 | Safety. | 26 | The new Golf Entry model. | 46 | Technical specifications. |
| 14 | The engines. | 28 | The new Golf Comfortline. | 50 | Volkswagen service. |
| 16 | Petrol engines. | 30 | The new Golf Sportline. | | |
| 18 | Diesel engines. | 32 | The optional equipment. | | |
| 20 | The design. | 36 | The colours and upholstery. | | |
| | | 38 | Paint, upholstery and leather. | | |
| | | 42 | Combinations. | | |



**Old roads,
new technology.**

Model shown is Comfortline.




More comfort. Whether you're faced with town driving or winding country roads, the new Golf provides great roadholding through its totally revised suspension system. It features an optimised McPherson front axle and a broader track for improved stability. Stabilisers are situated directly at the suspension strut which helps minimise roll at the front axle. Furthermore, the dampers and suspension work independently of one another to protect the driver and passenger from bumpy roads and potholes.


For challenging road surfaces, there's an easy solution.

Greater safety. Different driving situations require alternative solutions, so we've developed electro-mechanical servo steering to make driving safer and more comfortable. When you're reversing into a parking space, the steering is light and responsive.

However, if you're cruising along a motorway, sensors will detect a whole new scenario. The solution is to create the optimum servo support that results in stability at speed, but a precise response should you need to make a sudden change of direction.



Improved dynamics. When it comes to performance roadholding, the new Golf delivers through a four-link rear axle. A highly effective arrangement allows the length and cross dynamics to be tuned separately with great results. Even through tight corners the new Golf is extremely stable with minimal sideways roll. In fact, you'll soon appreciate the rear axle benefits on every road surface you encounter. From uneven tracks to motorway cruising, you'll feel just one thing – pure driving pleasure.



The chassis of a car faces many demands – large potholes, wet road surfaces, sudden lane changes and twisting bends. With the new Golf, whatever you're faced with, it's superbly prepared.

Few other cars in its class can be driven with the agility and comfort that is clearly evident in the new Golf. Much of this can be attributed to its dynamic safety chassis which actively compensates for uneven road surfaces. The optimised front axle and newly developed four-link rear axle are constructed in such

a way that they effectively absorb ground bumps. With such potential jolts ironed out, the new Golf provides great comfort whatever the road surface. Through twisting curves and tight bends, the new Golf really demonstrates its potential. Thanks to the independent rear suspension fitted with stabilisers, the new Golf sits firm through corners, ensuring less roll and better control.

As you drive the new Golf, you'll notice how the steering provides a great feel for the road. This is due to its innovative electro-mechanical steering which reacts according to speed for more comfort, safety and driving exhilaration. So on the one hand it makes child's play of parking, yet on the other it's less sensitive at speed for added stability. Another benefit is its ability to respond to different situations. So if there's a cross wind or sloping road, it will compensate accordingly providing the required steering support. Furthermore, because the system functions without constantly active hydraulics, it doesn't affect fuel consumption. When has a car ever done more for you?

Model shown is Comfortline fitted with optional sunroof.





**Whether rain
or shine, the
outlook is bright.**

Model shown is Comfortline
with optional alloy wheels.

The concept of safety is fundamental to the new Golf philosophy and there are several examples of its high standards. To start with, the new Golf is constructed around an extremely rigid bodyshell that has been crafted using state-of-the-art laser welding techniques. This results in a structure that is so strong, it can absorb impact energy and thereby protect the driver and passengers within a protective inner cell. There's also an abundance of airbags; two front airbags, two front side impact airbags, two curtain (head) airbags and, as an option, two rear airbags. Airbags have been one of the most important breakthroughs in driver and passenger safety, so it's no surprise to find that Volkswagen have invested so heavily in their development and usage in order to maximise protection.

A new safety development has been the adaptation of the front head restraints. Following an impact from the rear, the head restraints now tilt forward in a matter of milliseconds to minimise whiplash injuries to the neck and spine.

Passive safety features are those that reduce injuries once an accident has occurred, with seat belts being a good example. In the new Golf you'll find three-point seat belts for all seats, seat belt pre-tensioners for the front seats and three head restraints for the rear seat passengers.

Active safety features, are those that can help you avoid an accident in the first place, such as ABS which is standard on the new Golf. ABS helps prevent the wheels from locking under severe braking thereby allowing obstacles to be more easily negotiated.

01 Active front head restraints: In the event of an accident, the head restraints tilt forward helping to reduce whiplash injuries to the neck and spine.

02 ABS: The Anti-lock Braking System works in conjunction with an Electronic Differential Lock (EDL). Even under severe braking, this formidable combination helps prevent the wheels from locking, thereby allowing obstacles to be more easily negotiated.

03 Airbags: Every new Golf benefits from six airbags for all-round protection. The front passenger airbag can also be deactivated if required. On five door models, two side airbags can be fitted as an option to provide additional safety for rear seat passengers.

Performance begins with safety.

01



02



03




Making light of heavy traffic.

Model shown is Sportline.

Please note some colours are not available in Ireland, please consult your local Volkswagen dealer for a comprehensive list of paint colours available.



The best way to see other vehicles, is in the rear-view mirror.



The petrol engines:

1.4 litre 75 bhp
Five speed manual gearbox

1.6 litre 102 bhp
Five speed manual gearbox
Six speed automatic tiptronic gearbox

1.6 litre FSI 115 bhp
Six speed manual gearbox
Six speed automatic tiptronic gearbox

2.0 litre FSI 150 bhp
Six speed manual gearbox

2.0 litre 200 bhp – Availability TBA
Six speed manual gearbox

FSI technology provides a double-edged advantage – power and economy. FSI stands for 'Fuel Stratified Injection' and it's taken the petrol engine to a new level of efficiency. It works by injecting fuel directly into the combustion chamber under high pressure. The benefit of this method – it only burns the exact amount of fuel required. This helps lower fuel consumption and boost performance, even at low revs. Apart from its innovative technology the new Golf's FSI engines also score highly on the environmental front. They already fully comply with the strict EURO 4 exhaust legislation due for introduction from 2006 onwards.

The new Golf will be available with a choice of five petrol engines. The first option is a highly affordable 1.4 litre engine which develops 75 bhp making it ideal for



town traffic or country roads. The second is a highly economical 1.6 litre engine which develops 102 bhp and is available with either a manual or automatic gearbox. There's also a more powerful 1.6 litre FSI engine that comes with the benefit of a six speed manual gearbox. This engine not only returns a fuel consumption figure of 40.4 mpg* over the Combined fuel cycle, it also provides healthy performance by generating 115 bhp. This engine is also available with an automatic gearbox.

To enable you to reach your destination a little quicker, there's a superb 2.0 litre FSI engine which develops a very healthy 150 bhp and yet returns exceptional fuel economy and emissions. Everything you'd expect from a Volkswagen engine. Finally there's the top of the range 200 bhp 2.0 litre GTI, an engine which provides blistering performance – a true GTI.

* Please see pages 46 and 47 for fuel consumption and CO₂ emissions figures.

Model shown is Comfortline.



The TDI engines available for the new Golf eliminate any compromises – you can have performance as well as exceptional economy*. Such efficiency is due to its direct injection 'Pumpe Düse' technology that allows diesel to be injected into the combustion chamber in exact amounts at a unique pressure of 2,050 bar. This not only means impressive performance and low fuel consumption but it also meets the tough EURO 4 exhaust emission legislation.

For example, the 1.9 litre TDI develops 105 bhp and 250 Nm of torque. But most impressive is its miserly use of fuel, returning 53.3 mpg* over the Combined fuel cycle. It means the chore of filling up your car becomes something you have to endure less and less. This engine is available with either a five speed manual or the new DSG automatic gearbox. The DSG gearbox offers a genuine alternative to a manual gearbox because it is able to change gear faster than a manual gearbox and more smoothly than a conventional automatic but with no loss of performance or fuel economy.

If you wish for economy*, but with added performance, the 2.0 litre linked to a six speed manual gearbox is sure to satisfy. It generates 140 bhp and is one of the strongest in its class when it comes to torque – reaching 320 Nm at just 1,750 rpm.

Please note that the speedometer dial should indicate km/h and not mph as shown.

The diesel engines:

1.9 litre TDI 90 bhp
Five speed manual gearbox

1.9 litre TDI 105 bhp
Five speed manual gearbox
Six speed automatic DSG gearbox

2.0 litre TDI 140 bhp
Six speed manual gearbox

* Please see pages 46 and 47 for fuel consumption and CO₂ emissions figures.





Model shown is Comfortline with optional alloy wheels.

Not just another day.



Please note some colours are not available in Ireland, please consult your local Volkswagen dealer for a comprehensive list of paint colours available.

A great design is one that stirs enthusiasm at first sight. So as you cast your eye over the new Golf, you'll witness a whole host of features to raise your adrenaline. Compared with its predecessor, you'll notice its wider track, longer wheelbase and larger wheels which provide a more powerful and dynamic appearance.

It's not just first impressions though where the new Golf excels. Look a bit closer and it becomes apparent how cleverly the individual design elements combine and complement one another for both aesthetic and functional purposes. For example, the way the aerodynamically styled door mirrors house additional indicator lights for greater safety. Or the way the optional front fog lights sit neatly within the front bumper.

Thanks to the high quality materials and construction, it's reassuring to know that the new Golf's fully galvanised bodywork is covered against rusting through from the inside by an impressive 12-year warranty. The exceptional build quality is also evident in the optimum fit of the panels which meet with consistently narrow gaps. There are many reasons to admire the new Golf, so discover more over the next few pages.



**First impressions count.
Close inspection reassures.**



With numerous models and engines, the choice is yours.

Models shown are Entry model, Comfortline and Sportline. All models shown feature optional alloy wheels.

The new **Golf** offers great choice over three models – the Entry model, Comfortline and Sportline. Each one appeals to different needs, and along with an extensive list of options, you'll always find a Golf that's just right for you.

Make driving
an enjoyable
part of your
day.



01 Simple: The remote control central locking allows the doors and boot to be locked or unlocked at the touch of a button.

02 Safe: Three-point automatic seat belts on all seats and three head restraints, provide optimum protection for rear seat passengers.


The new Golf Entry model is far from basic. It has many exceptional qualities, highlighted by its attention to practical detail. It's the reason why standard equipment includes split folding rear seats, electrically heated and adjustable door mirrors, exterior temperature gauge, front electric windows, 'RCD 300' radio with single CD player and a glovebox and luggage compartment that are illuminated to help you find things after dark. There's also remote control central locking and an electronic engine immobiliser to help protect against theft.

The ergonomically designed seats are covered in stylish and durable 'Media' design material. For the driver, there's a height adjustable seat and a height and reach adjustable steering column to help achieve a really comfortable driving position. If you choose a three door model, you'll find 'easy entry' seats make access to and from the rear seats a simple task. In line with our commitment to safety, there are active front head restraints, six airbags (with front passenger airbag deactivation switch), ABS (Anti-lock Braking System) and three-point seat belts for all seats. We've also thought about the youngest passengers. It's therefore fast and simple to add one or two child seats to the rear passenger area. Not just any child seat, but an Isofix child seat – the innovative concept from Volkswagen that ensures child seats are more sturdy and secure for greater protection.

Please note that the speedometer dial should indicate km/h and not mph as shown.

The new Golf Comfortline builds on the introductory Golf adding a higher specification for a little touch of luxury. It has 'Opera' loop-velour upholstery, adjustable lumbar support in the front seats, height adjustable driver and front passenger seats, front and rear electric windows, single CD player and heated windscreen washer nozzles. Throughout the interior the decor is complemented by anthracite-coloured inserts. The high specification continues with an overhead storage compartment for your sunglasses and storage pockets in the back of the front seats. Cruise control also becomes standard, so on a motorway journey you can set your desired speed, take your foot off the accelerator and let your Golf Comfortline cruise along until you either touch the accelerator or brake. In addition, the multifunction computer will provide plenty of useful information such as the average and current fuel consumption or the average speed during your journey.

On the safety and security front, the Golf Comfortline has many appealing features. These include an automatic dimming interior rear-view mirror, to stop you becoming dazzled by the headlights of a following car, and a coming/leaving home lighting function. The coming home function allows the driving lights to remain on for a predetermined length of time after you have exited the vehicle in the dark. The leaving home function also helps you find your way in the dark by allowing the driving lights to be activated via the remote control as the car is unlocked. There are also rain sensitive windscreen wipers that react automatically depending on the amount of rainfall and a light assist function which activates the dipped beam headlights and tail lights when daylight falls below safe levels or when driving speed reaches a predetermined level. Finally, to make sure your Golf Comfortline looks good, whatever the weather, it's fitted with 15 inch 'Misano' light alloy wheels.



01 Relaxing: A simple push of a button will activate the cruise control and hold a desired speed whether you go uphill or downhill.

Please note that the speedometer dial should indicate km/h and not mph as shown.



The new Golf Sportline provides immense satisfaction, even before you've ventured out on to the road. Its dynamic appeal runs throughout with a high exterior and interior specification. From the outside, you'll notice body-coloured bump strips and door handles, 16 inch 'Imola' light alloy wheels and that the car sits approximately 15 mm lower on the road due to its sports suspension.


Step inside and you'll be equally impressed by a single CD player, front and rear electric windows (rear on 5 door models only), front sports seats with height and lumbar adjustment, 'Siempre' upholstery, 'Titanium' dash inserts and leather trim across the three-spoke steering wheel, gear knob and handbrake grip. Should you wish to check information about your journey you'll find plenty of useful statistics via the multifunction computer. These include the exterior temperature, the average and current fuel consumption or the average speed of your journey.

To help ensure your windscreen remains clear during the winter months, the Sportline also comes with heated windscreen washer nozzles.

01 Perfect handling: The leather covered three-spoke steering wheel underlines the dynamics of the new Golf Sportline. Interiors shown have optional navigation/radio system, 'Climatronic' air conditioning and leather upholstery.

02 Important: The multifunction display keeps you up to date with information about your journey.

03 Stylish: The fitment of 16" 'Imola' light alloy wheels on the new Golf Sportline is part of its character and appeal.



Please note that the speedometer dial should indicate km/h and not mph as shown.

Whether you decide on a new Golf Entry model, Comfortline or Sportline you have a choice to enhance it even further from our wide range of optional equipment. By choosing a wooden steering wheel, hi-fi upgrade or heated seats, just imagine how you could build a car to your personal specification?

Optional equipment.




01 Leather not only looks great, it's durable and easy to maintain. The leather package includes heated leather front sports seats, leather covered steering, gear knob and handbrake grip.



02 The rear armrest not only provides greater comfort, it also creates a through-loading facility from the rear luggage compartment. It easily folds down to allow long objects to be carried without inconveniencing the two rear seat passengers.



03 The tilt and slide glass sunroof is extremely easy to use. Simply turn the automatic function to your desired setting and then press the button. The option also includes a sunblind for added comfort.



04 ESP: The sensor-controlled Electronic Stabilisation Programme recognises critical driving situations and reacts in milliseconds by controlling the speed of individual wheels. Optional on all models, standard on 2.0 litre TDI 4MOTION only.



05 The 'Climatronic' air conditioning is fully automatic to retain a precise internal temperature. It also benefits from a twin zone setting that allows the driver and passenger to choose different temperature settings. Even the glovebox is chilled should you be carrying snacks on your journey.

Also available but not shown:

The 'Climatic' air conditioning is semi-automatic and can be set in three steps. Like the full Climatronic version, it also chills the glovebox.

Wood decor is a stylish option that provides a truly individual feel. It includes walnut in the dashboard, centre console and doors. The wooden, multifunction three-spoke sports steering wheel is complemented by a wood/leather finish to the gear knob and handbrake grip.

The centre armrest in the front is practical and easy to use and also includes a storage compartment, air vents and two cup holders at the rear.

Please contact your local Volkswagen dealer for a comprehensive list of the optional equipment available.



06 The CD autochanger provides hours of uninterrupted music listening. It is easily accessible in the front centre armrest yet out of sight from prying eyes.



07 The radio navigation system not only delivers perfect sound quality, it also guides you to your destination. A 7" multifunction colour display shows a map of your route along with important information on time and distances. In addition, directions can also be broadcast by a sympathetic female voice.




08 The RCD 500 radio/CD system provides excellent all-round performance in a user-friendly way. Features include title choice, random play, six loudspeakers and two x 20 watt output.

Please note that the speedometer dial should indicate km/h and not mph as shown.



01

01 The multifunction steering wheel enables adjustment of the radio without taking your hands off the wheel. It's available in either leather or wood/leather and is complemented by a matching leather covered gear knob and handbrake grip.



02

02 The Winter pack offers comfort and safety during the coldest months. The pack includes heated front seats, heated windscreen washer nozzles, headlight washers and a low washer fluid level warning light.



03

03 Cruise control can be set at speeds over 19 mph to maintain a constant speed. So even long journeys have a high degree of relaxation. Standard on Comfortline models.



04

04 The Light and Sight pack includes the 'coming home' or 'leaving home' function. By timer or remote control the headlights and door mirror indicators will illuminate at night-time helping you to find your way in the dark. The pack also includes rain sensitive windscreen wipers and an automatically dimming interior rear-view mirror to prevent dazzle from following cars. Standard on Comfortline models.



05

05 The multifunction computer highlights useful journey information including the exterior temperature, current and average fuel consumption, average speed, distance travelled and driving time. Standard on Comfortline and Sportline models.

The theft alarm (not shown) provides formidable protection through its acoustic and optical features. As standard, an electronic engine immobiliser, as well as back-up horn ensure further security.

Front fog lights (not shown) provide added safety when driving in poor weather conditions.



06

06 Power: 'Hockenheim' design 6½J x 16 light alloy wheels.




07

07 Dynamic: 'Grand Prix' design 7J x 17 light alloy wheels.




08

08 Exclusive: 'Zandvoort' design 7J x 17 light alloy wheels.



09

09 Sovereign: Silver-painted 'Estoril' design 7J x 17 light alloy wheels.



10

10 Performance: 'Indianapolis' design 7J x 17 light alloy wheels.


See the difference.

Model shown is Comfortline with optional alloy wheels.

Please note some colours are not available in Ireland, please consult your local Volkswagen dealer for a comprehensive list of paint colours available.



Paint.


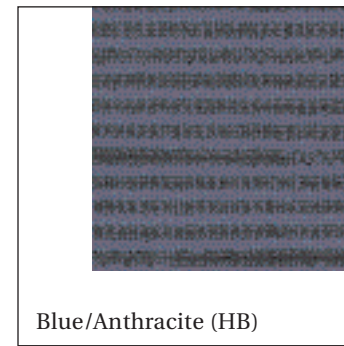



* Metallic and Pearl Effect paints are optional at extra cost.




Please note: The print processes do not allow exact reproduction of the paint colours.

Upholstery.




Entry model
'Media' cloth





Comfortline
'Opera' cloth





Sportline
'Siempre' cloth



Optional Comfortline, Sportline
Leather*



Optional Comfortline, Sportline
Alcantara*



* Leather and Alcantara upholsteries are optional at extra cost.

Please note: The print processes do not allow exact reproduction of the upholstery colours.

Combinations.

	Entry model	Comfortline	Sportline		Seat upholstery	Carpets	Dashboard	black (A1)	candy white (B4)	pearl blue (D3)	tornado red (G2)	shadow blue metallic (P6)*	sage green metallic (W3)*	united grey metallic (X6)*	sunset red metallic (6K)*	reflex silver metallic (8E)*	blue graphite pearl effect (W9)*	black magic pearl effect (Z4)*	new river blue pearl effect (2J)*
'Media' cloth	●			HA	anthracite	anthracite	anthracite	●	●	●	●	●	●	●	●	●	●	●	●
	●			HB	blue/anthracite	anthracite	anthracite	●	●	●	●	●	●	●	●	●	●	●	●
	●			HC	art grey	art grey	anthracite	●	●	●	●	●	●	●	●	●	●	●	●
'Opera' cloth		●		JS	anthracite	anthracite	anthracite	●	●	●	●	●	●	●	●	●	●	●	●
		●		JT	art grey	art grey	anthracite	●	●	●	●	●	●	●	●	●	●	●	●
		●		JU	pure beige	pure beige	anthracite	●		●		●	●	●	●		●	●	●
comfort seats																			
'Siempre' cloth			●	KG	anthracite	anthracite	anthracite	●	●	●	●	●	●	●	●	●	●	●	●
			●	KH	art grey	art grey	anthracite	●	●			●	●	●	●	●	●	●	●
			●	KJ	pure beige	anthracite	anthracite	●		●		●	●	●	●	●	●	●	●
			●	KK	sage green	anthracite	anthracite	●				●	●	●	●	●	●	●	●
			●	KL	blue/anthracite	anthracite	anthracite	●		●			●				●	●	●
sports seats																			
Leather Optional at extra cost		●	●	VA	anthracite	anthracite	anthracite	●	●	●	●	●	●	●	●	●	●	●	●
		●	●	VE	pure beige	pure beige	anthracite	●		●		●	●	●	●		●	●	●
sports seats																			
Alcantara Optional at extra cost		●	●	VT	anthracite	anthracite	anthracite	●	●	●	●	●	●	●	●	●	●	●	●
		●	●	VU	pure beige	pure beige	anthracite	●	●	●	●	●	●	●	●	●	●	●	●
sports seats																			

* Optional at extra cost.

Standard equipment.

Standard items of equipment Entry model

Volkswagen service

- 2-year unlimited mileage warranty
- 3-year paintwork warranty
- 12-year body protection warranty
- Volkswagen Assistance

Exterior

- Black side bump strips and door handles
- Body-coloured bumpers, front and rear with black bump strips
- Body-coloured door mirrors with integrated indicators
- Body-coloured front grille
- Full size wheel trims
- Halogen clear headlights
- Heat insulating tinted glass
- 6J x 15 steel wheels with 195/65 R15 tyres

Interior

- Cup holders, front x 2, rear x 1
- Driver's seat height adjustment
- Four-spoke steering wheel
- Storage area, dash centre
- Storage compartments in front doors (for 1.0 litre bottles)
- Storage compartment in the roof console
- Upholstery – 'Media' cloth

Function

- Dust and pollen filter
- Easy entry sliding seats (for access to rear seats – 3 door only)
- Electrically heated and adjustable door mirrors
- Electric windows, front (with one-touch operation)
- Electro-mechanical power steering with speed related control
- Exterior temperature gauge
- Full size steel spare wheel
- Glovebox, illuminated
- Heating and ventilation system with 4 speed fan and air circulation switch
- Height and reach adjustable steering wheel

Function (continued)

- Illuminated vanity mirrors
- Instrument lighting, blue adjustable panel illumination
- Interior light delay
- Luggage compartment cover
- Luggage compartment light
- Radio/CD player 'RCD 300' with 4 speakers
- Reading lights, front x 2 and rear x 2
- Rear screen wash/wipe with intermittent wipe
- Remote central locking with 2 remote folding keys
- Remote interior fuel flap opener
- Speedo and rev counter, electronic odometer, trip, service interval display and fuel gauge
- Split folding rear seats 1/3 to 2/3
- Warning buzzer for lights if left on
- Windscreen wiper with intermittent wipe and 4 position delay

Safety

- ABS (Anti-lock Braking System) with EDL (Electronic Differential Lock)
- Curtain airbag system, for front and rear passengers
- Disc brakes, rear
- Driver's and front passenger's active head restraints
- Driver's and front passenger's airbags with passenger's airbag deactivation switch
- Electronic engine immobiliser
- Front seat side impact airbags
- Front three-point seat belts with height adjustment
- Isofix child seat preparation, rear
- Reflectors in the front doors
- Ventilated disc brakes, front
- 3 rear head restraints
- 3 rear three-point seat belts with height adjustment on outer seats

Additional items of equipment Comfortline

Exterior

- Alloy wheels, four 6½J x 15 'Misano' with 195/65 R15 tyres and anti-theft wheel bolts

Interior

- Additional storage compartments in the roof console
- 'Anthracite' dash inserts
- Front comfort seats with driver's and passenger's height and lumbar adjustment
- Upholstery – 'Opera' loop-velour

Function

- Automatic coming/leaving home lighting function (Comfortline only)
- Automatic dimming interior rear-view mirror
- Bag hook in luggage compartment
- Cruise control (Comfortline only)
- Electric windows, front and rear (rear on 5 door only)
- Front footwell illumination (Comfortline only)
- Front seat back storage pockets
- Heated windscreen washer nozzles
- Light assist function
- Load-through provision
- Luggage cover with net
- Multifunction computer
- Rain sensitive windscreen wipers
- Reading lights, chrome surrounds, front x 2 and rear x 2
- Temporary steel space-saver spare wheel
- Two-tone horn
- 12V socket in luggage compartment

Additional items of equipment Sportline

Exterior

- Alloy wheels, four 6½J x 16 'Imola' with 205/55 R16 tyres and anti-theft wheel bolts
- Body-coloured bumper strips
- Body-coloured side bump strips and door handles

Interior

- Front sport seats with driver's and passenger's height and lumbar adjustment
- Leather rimmed three-spoke steering wheel, gear knob and handbrake grip
- 'Titanium' dash inserts
- Upholstery – 'Siempre' cloth

Function

- Electric windows, front and rear (rear on 5 door only)
- Full size steel spare wheel¹
- Heated windscreen washer nozzles
- Multifunction computer
- Sports suspension, lowered by approx. 15 mm

Safety

- ESP (Electronic Stabilisation Programme) (2.0 litre TDI 4MOTION only)

¹ 2.0 litre TDI 4MOTION supplied with tyre mobility kit.

Technical specification.

		1.4 litre	1.6 litre	1.6 litre FSI	2.0 litre FSI	1.9 litre TDI	1.9 litre TDI	2.0 litre TDI
Engine	Engine type	Four cylinder petrol	Four cylinder petrol	Four cylinder petrol	Four cylinder petrol	Four cylinder diesel	Four cylinder diesel	Four cylinder diesel
	Cubic capacity, ltrs/cc	1.4/1390	1.6/1595	1.6/1598	2.0/1984	1.9/1896	1.9/1896	2.0/1968
	Bore/stroke, mm	76.5/75.6	81.0/77.4	76.5/86.9	82.5/92.8	TBA	79.5/95.5	81.0/95.5
	Max. output, bhp/kW at rpm	75/55 5000	102/75 5600	115/85 6000	150/110 6000	90/66 TBA	105/77 4000	140/103 4000
	Max. torque, lbs.ft/Nm at rpm	93/126 3800	109/148 3800	114/155 4000	148/200 3500	TBA TBA	184/250 1900	236/320 1750
	Compression ratio	10.5 : 1	10.3 : 1	12.0 : 1	11.5 : 1	TBA	19.0 : 1	18.5 : 1
	Gearbox	Five speed manual –	Five speed manual Six speed auto tiptronic	Six speed manual Six speed auto tiptronic	Six speed manual –	Five speed manual –	Five speed manual Six speed auto DSG	Six speed manual –
	Alternator, A	90	TBA	110	110	140	140	140
	Battery, A (Ah) – manual gearbox – automatic gearbox	220 (44) –	TBA TBA	220 (44) 280 (60)	280 (60) –	340 (70) –	340 (70) TBA	340 (70) –
Weights, kgs	With manual (automatic) gearbox: Unladen weight ⁽⁰¹⁾	1319	TBA	1359 (1394)	1392	TBA	1425 (1471)	1451
	Gross vehicle weight	1740	TBA	1770 (1800)	1810	TBA	1850 (1880)	1870
	Payload ⁽⁰¹⁾	421	TBA	411 (406)	418	TBA	425 (409)	419
	Axle load limit: Front Rear	940 870	TBA TBA	970 (1000) 870 (870)	1000 880	TBA	1050 (1080) 870 (870)	1070 870
Trailer load limits, kgs ⁽⁰²⁾	Braked 12% incline	1000	TBA	1200	1400	TBA	1400	1400
	Unbraked	610	TBA	620	650	TBA	660	670
	Towbar load limit	TBA	TBA	TBA	TBA	TBA	TBA	TBA
Performance	Top speed†, km/h – manual gearbox – automatic gearbox	164 –	184 TBA	192 189	206 –	TBA –	187 185	203 –
	Acceleration, secs 0 - 100 km/h – manual gearbox – automatic gearbox	14.7 –	11.4 TBA	10.8 11.5	8.9 –	TBA –	11.3 11.2	9.3 –
Environmental information	Fuel grade, minimum	Unleaded, 95 RON ⁽⁰³⁾	Unleaded, 95 RON ⁽⁰³⁾	Unleaded, 95 RON ⁽⁰³⁾	Unleaded, 95 RON ⁽⁰³⁾	Diesel	Diesel ⁽⁰⁴⁾	Diesel ⁽⁰⁴⁾
	Fuel tank capacity, galls/ltrs	12.1/55	12.1/55	12.1/55	12.1/55	12.1/55	12.1/55	12.1/55
	Official fuel consumption – with manual (automatic) gearbox, mpg/ltr per 100 km ⁽⁰⁵⁾							
	Urban	29.4/9.6	28.8/9.8 (TBA)	30.7/9.2 (27.2/10.4)	26.2/10.8	42.8/6.6	42.2/6.7 (37.7/7.5)	39.8/7.1
	Extra-urban	50.4/5.6	50.4/5.6 (TBA)	49.6/5.7 (45.6/6.2)	46.3/6.1	61.4/4.6	61.4/4.6 (58.9/4.8)	58.9/4.8
	Combined	40.4/7.0	39.2/7.2 (TBA)	40.4/7.0 (36.7/7.7)	36.2/7.8	53.3/5.3	53.3/5.3 (48.7/5.8)	49.6/5.7
	Official CO ₂ emission, g/km ⁽⁰⁶⁾	168	TBA	168 (185)	187	143	143 (157)	154
	Emission class	EURO 4	EURO 4	EURO 4	EURO 4	EURO 4	EURO 4	EURO 4
Noise, dB – with manual (automatic) gearbox	74.0	TBA	73.0 (73.0)	72.0	73.0	73.0 (69.0)	72.0	
Maximum luggage capacity, cu.ft (litres)	VDA measuring method using 200 x 100 x 50 mm blocks, with rear seat upright/folded	12.4 (350)/46.1 (1305)	12.4 (350)/46.1 (1305)	12.4 (350)/46.1 (1305)	12.4 (350)/46.1 (1305)	12.4 (350)/46.1 (1305)	12.4 (350)/46.1 (1305)	12.4 (350)/46.1 (1305)
Exterior dimensions	Length, mm	4204						
	Width – excluding door mirrors, mm	1759						
	Width – opened front doors, mm	4050						
	Height, mm	1485						
	Height – opened bonnet/floor, mm	1763						
	Height – opened tailgate/floor, mm	2066						
Wheelbase, mm	2578							

† Where the law permits.

Technical specification.

- 01) Figures are calculated in accordance with manufacturer's criteria. Vehicle unladen weight ranges with 90% tank capacity without driver. The individual unladen weight depends on the specification of the vehicle, this then reduces the possible payload accordingly.
- 02) With increasing altitude the engine performance diminishes. From 1,000 m above sea level and for every 1,000 m thereafter 10% of the vehicle/trailer weight (trailer weight + gross vehicle weight) must be deducted.
- 03) Thanks to the knock control, unleaded four star (at least 95 RON) can be used instead of Super plus unleaded. In order to achieve maximum fuel consumption benefits on the FSI engine, Ultra Low Sulphur Petrol (ULSP) must be used.
- 04) The use of bio diesel according to DIN 51606 is possible to about -10°C.
- 05) Official fuel consumption according to EU Directive 99/94. The consumption calculation according to 1999/100/EC is based on the actual unladen weight of the vehicle. Additional specifications can lead to a higher weight class and hence to consumption figures of this higher weight class. The driving style, road and traffic conditions, environmental influences and vehicle condition can in practice lead to consumption figures, which may differ from those calculated with this standard.
- 06) The weight of a vehicle will influence the level of CO₂ emission it produces; as a result, vehicles with higher levels of specification and factory-fitted options may emit higher levels of CO₂. The CO₂ figure quoted for each vehicle is the maximum possible. The unladen weight of the vehicle is calculated by range at the time of manufacture and the maximum possible CO₂ emission for that weight range is applied according to the Council Directive 80/1268EEC as amended by Commission Directive 1999/100/EC on the approximation of the laws of the member states relating to the carbon dioxide emissions and the fuel consumption of motor vehicles.

The technology.

Transmission

- Front wheel drive through asbestos-free single-plate dry clutch. Hydraulic clutch mechanism. Five/six speed manual gearbox with double joint half axles
 - Five speed manual: 1.4 litre 75 bhp, 1.6 litre 102 bhp, 1.9 litre 90 bhp TDI, 1.9 litre 105 bhp TDI
 - Six speed manual: 1.6 litre 115 bhp FSI, 2.0 litre 150 bhp FSI, 2.0 litre 140 bhp TDI
 - Six speed automatic tiptronic: 1.6 litre 102 bhp, 1.6 litre 115 bhp FSI
 - Six speed automatic DSG: 1.9 litre 105 bhp TDI

Running gear

- Front suspension through coil springs with telescopic shock absorbers, all elements integrated in chassis legs
- Rear suspension with gas pressure shock absorbers and separate springs
- Wheel control: front through chassis legs and (lower) triangular wishbones (directionally stabilising steering roll radius)
- Wheel control: rear through four-link suspension with independent wheel suspension
- Front and rear anti-roll bar

Steering

- Electro-mechanical steering rack, height and lengthways adjustable
- Collapsible safety steering column

Brakes

- Electronically controlled Anti-lock Braking System (ABS) with Electronic Differential Lock (EDL)
- Diagonal twin-circuit brake system with inner-ventilated front disc brakes and rear disc brakes
- Asbestos-free brake pads

Engines

- Front transverse-installed engine
- 1.4 litre/75 bhp (55 kW) petrol engine.
Four cylinder in-line engine, aluminium engine block, four valves per cylinder with roller valve lever drive, electronic individual cylinder injection, programmed ignition with cylinder-selective anti-knock control, two double spark ignition coils, longlife spark plugs, three-way front catalyst, lambda control
- 1.6 litre/102 bhp (75 kW) petrol engine.
Technical information TBA
- 1.6 litre/115 bhp (85 kW) petrol engine.
Four cylinder in-line engine, aluminium engine block, four valves per cylinder with roller valve lever drive, electronic direct injection (FSI), programmed ignition with cylinder-selective anti-knock control, four single spark ignition coils, longlife spark plugs, exhaust gas recirculation, three-way front catalyst, lambda control, NOx catalyst
- 2.0 litre/150 bhp (110 kW) petrol engine.
four cylinder in-line engine, aluminium cylinder head, four valves per cylinder with roller valve lever drive, electronic direct injection (FSI), programmed ignition with cylinder-selective anti-knock control, four single spark ignition coils, longlife spark plugs, exhaust gas recirculation, three-way front catalyst, NOx storage catalyst
- 1.9 litre/90 bhp (66 kW) diesel engine.
Four cylinder in-line engine, two valves per cylinder, electronically controlled direct injection with pump injector unit, oil cooler, intercooler, exhaust gas recirculation, oxidation catalyst, turbocharger with variable turbine geometry
- 1.9 litre/105 bhp (77 kW) diesel engine.
Four cylinder in-line engine, two valves per cylinder, electronically controlled direct injection with pump injector unit, oil cooler, intercooler, exhaust gas recirculation, oxidation catalyst, turbocharger with variable turbine geometry
- 2.0 litre/140 bhp (103 kW) diesel engine.
Four cylinder in-line engine, four valves per cylinder, electronically controlled direct injection with pump injector unit, oil cooler, intercooler, exhaust gas recirculation, oxidation catalyst, turbocharger with variable turbine geometry

Volkswagen service for your peace of mind.

The Volkswagen Warranty.

Two-year Warranty.

All Volkswagen new Golfs now come with a two-year unlimited mileage warranty which protects your car against the failure of most mechanical and electrical components due to manufacturing defects.

This warranty cover is subject to the car being serviced and maintained at an authorised Volkswagen dealer according to the manufacturer's recommendations. Failure to do so will invalidate this warranty.

Three-year Paint Warranty.

The paintwork of the new Golf is covered against manufacturing defects for a period of three years. Naturally, the new Golf must be cared for in compliance with the operating instructions which will be found in your vehicle handbook. Please consult your Volkswagen dealer for full warranty details.

12-year Body Protection Warranty.

The internal body sections and panels of the new Golf are covered against rusting through from the inside for a period of 12 years. Naturally, the new Golf must be cared for in compliance with the operating instructions. Please consult your Volkswagen dealer for full warranty details.

Service Intervals for Petrol and Diesel Engines.

Full details of what checks and work are recommended at each service are contained in the Service Book and your dealer will be able to advise you of any particular requirements.

Approved Accessories.

A comprehensive range of accessories from alloy wheels to carpet mats is available to complement the factory-fitted option list.

Volkswagen Finance.

Volkswagen Finance offers a dedicated service to meet the needs of both the business user and the private motorist. We can help you choose the right type of finance and will tailor the package to meet your specific requirements. Please consult your Volkswagen dealer for details.

Volkswagen Assistance.

Every new car is registered for Volkswagen Assistance for 2 years. This provides vehicle recovery in the unlikely event of a breakdown (subject to conditions).

Volkswagen Rental.

For details, please contact your dealer.

CO₂ Emission.

The weight of a vehicle will influence the level of CO₂ emission it produces; as a result, vehicles with higher levels of specification and factory-fitted options may emit higher levels of CO₂.

The CO₂ figure quoted for each vehicle is the maximum possible. The unladen weight of the vehicle is calculated by range at the time of manufacture and the maximum possible CO₂ emission for that weight range is applied according to the Council Directive 80/1268EEC as amended by Commission Directive 1999/100/EC on the approximation of the laws of the member states relating to the carbon dioxide emissions and the fuel consumption of motor vehicles.

Please Note:

Certain models and items of equipment shown in this publication are not available in Ireland.

Some illustrations in this brochure do not necessarily reflect Irish specifications. Consequently, controls and some items of equipment are positioned differently for Ireland.

The specifications contained in this brochure are for information purposes only as we cannot confirm the exact specifications of the vehicles. If you require any specific feature, you must consult your Volkswagen dealer who is regularly updated with any change in specification. Please check model availability and full specification details with your Volkswagen dealer prior to ordering.